

how to play lines

how to play lines ↓

what you need ↓

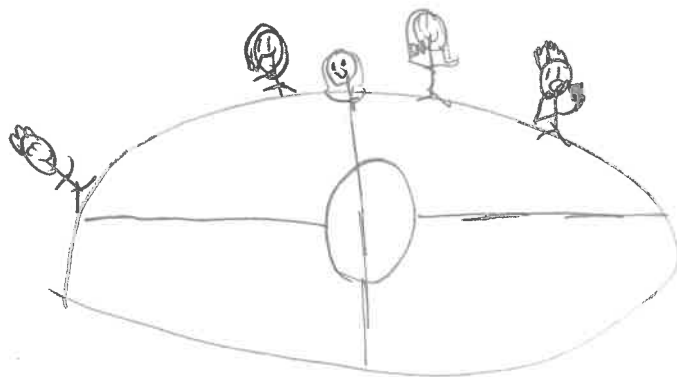
ground
lines
people

5. When the person that is on catches you you're on with them.
6. the last person to be caught wins.
7. have fun 😊.

how much people ↓

At least 5.
how to play ↓

1. get people to play
2. The last person in the circle is on
3. The people who aren't on have to run out of the circle while whoever is on counts down from 10.
4. you have to run on the lines if you don't run on the lines you're on.



Tag Tag!

You will need:
Coins and Tags.
Water

player 5
max ham 28

Directions:

1. Choose which person should be on.
(Two people have to be on at the start)
2. If you're caught you are on with the other two.
3. Anyone who is not on has to line up at the side of the pitch. They must run to the other side and not get caught.
4. If you want to win try not to get caught



How to Play Lines

what you need:

- ground
- Lines
- People

How much people you need:

- at least 5 players

1. Get people to play with.

2. Run to the circle and the last person to be there is on.

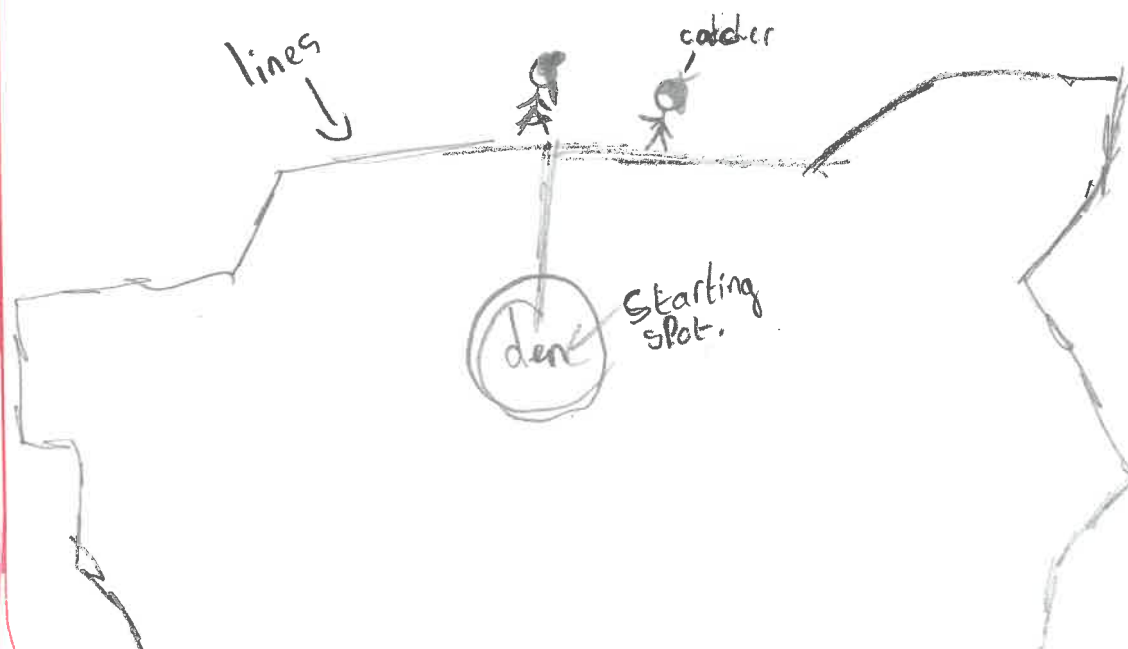
3. The person that is on has to count to 10 and the people that aren't on have to run on the lines.

4. When the person that is on catches you then you're on.

5. If you're in the den then the person that is on can't catch you.

6. If you're the last person that isn't on then you win.

7. Have fun playing :)



How to play tag tag

What you need:

- cones

- Tags

players:

- at least 5

- most players 20

Directions:

1. Gather Players.
2. ASK and see who wants to be on far grass tag.
3. make sure players are happy in their position.
4. people that are on stand in one spot.
5. the taggers call somebodys name the persons name was called runs to the other side.
6. if you dont get tagged keep running to the other side.
7. If everybody gets caught taggers win.
8. If there is ~~take~~ or more players left after 10 rounds players win.
9. ENJOY.




How to play a penalty Shootout

You need a Football cones
goalkeeper football boots - optional
Football gloves - Recommended

How to play

- 1 Ask someone to play with you.
- 2 Set up the cones.
- 3 Decide who is the goalkeeper.
- 4 Grab a football from inside the School.
- 5 Place the ball on the ground.
- 6 Try to score a goal without the keeper saving it.



How to play Tag rugby

what you need

- cones
- tags and rugby belts
- water bottle (to drink out of) (recommended)
- whistle

players

- at least five
- maximum 25

Directions

- 1 Gather the cones, tags and rugby belts
- 2 Ask people to play with you
- 3 Make a large square with the cones on the grass or on a big patch of grass
- 4 Decide who is on and who is running
- 5 The runners will have to line up at the cones
- 6 The taggers need to go to the middle of the square
- 7 The runners will need two tags on each side

8 The taggers will pick a player to run first if that player gets caught the next will run if the player doesn't get caught the others still run.

9 Every second round everyone can run at the same time.

10 If there is at least one runner left after ten rounds that player wins.

11 If all the runners are caught before the last round the taggers win.

